



# 120 D

*Diesel self-propelled crane with on-board operator*

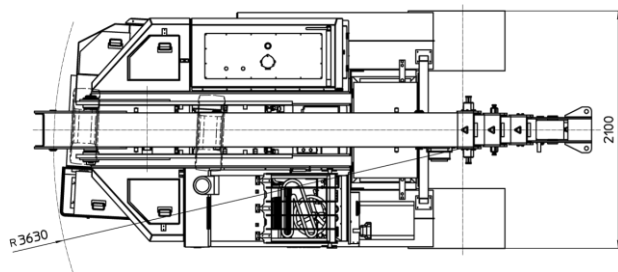
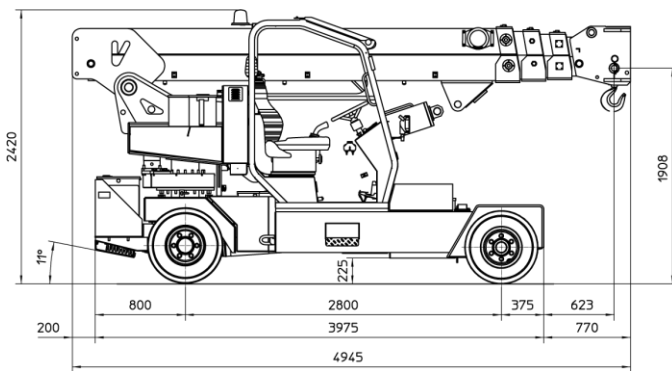
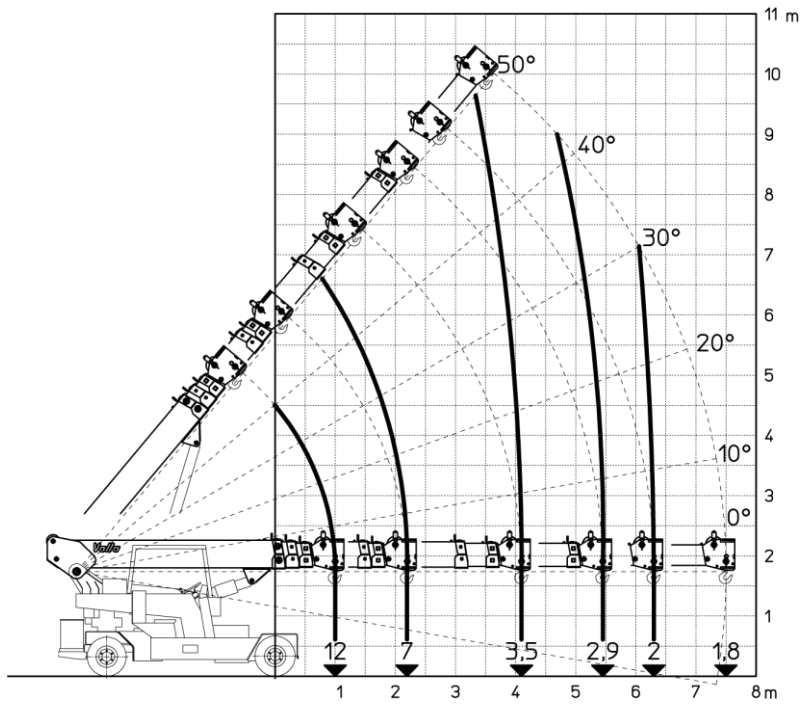


## FEATURES


**MAX CAPACITY** 12.000 kg  
**MAX BOOM EXTENSION** 7.5 m  
**MAX BOOM ANGLE** 50°  
**MIN BOOM ANGLE** 10°  
**WEIGHT** 13.000 kg  
**CONFORMITY** 2006/42 CE; 2014/30 CE;  
 2014/35 CE; 2000/14 CE; EN 13000

<b>CHASSIS</b>	6 wheels structure made in high quality steel, with internal counterweights and operator cab	
<b>WHEELS</b>	Front: n°4 superelastic wheels 250 - R15" Rear: n°2 superelastic wheels 250 - R15"	
<b>TRACTION</b>	Turbo Diesel 4 cylinders engine, air cooled, EU NRMMMD 97/68 EC Stage IIIa o Stage IVa	
<b>TRANSMISSION</b>	Automatic (hydrostatic) "automotive". Differential axle. Max speed 13 Km/h.	
<b>BRAKES</b>	Foot hydraulically operated brakes (disc on front, drums on rear wheels). Parking hand brake mechanically operated	
<b>SUSPENSIONS</b>	Oscillating rear unit with mechanical lock	
<b>BOOM</b>	Manufactured in high quality steel, composed by four elements: main boom and three telescopic hydraulic sections on nylon sliding pads. Adjustable side guide sliding pads for the recovery of the game	
<b>BOOM'S CONTROL</b>	By joystick	
<b>DRIVING MODE</b>	Automotive type hydro-guide which drives an articulated cylinder between the propulsion unit and the chassis.	
<b>OPERATOR'S PROTECTION</b>	Made of sturdy 4-post steel frame with steel grille with full visibility	
<b>WEIGHT AND CAPACITY</b>	Total weight: approx. Kg. 13.000	Max Capacity: Kg 12.000
<b>SAFETY SYSTEM</b>	Electronic load moment indicator (LMI) with display showing: lifted load, max allowed load, tilting percentage, operating radius, angle, telescope and light indicators on the operative mode	
<b>OPTIONALS</b>	Hydraulic winch, loading platform, Jib, radio control only for aerial part, closed cabin	

The values shown may vary depending on the configuration of the machine. The values shown may change at any time without notice



Prolunga idraulica brandeggiabile reclinabile sul fianco, disponibile come accessorio



Braccio telescopico in grado di raggiungere altezze fino a 10 metri



Vasta disponibilità di accessori per l'efficace gestione di una ampia gamma di applicazioni



VALLA MANITEX SRL  
Via Leonardo da Vinci 12  
29016 - Cortemaggiore (PC) - ITALY

PHONE: +39 0523 256411  
EMAIL: info@valla.com  
SITE: www.valla.com