



120 E

*Ride on pick&carry crane
with 12.000 kg capacity*

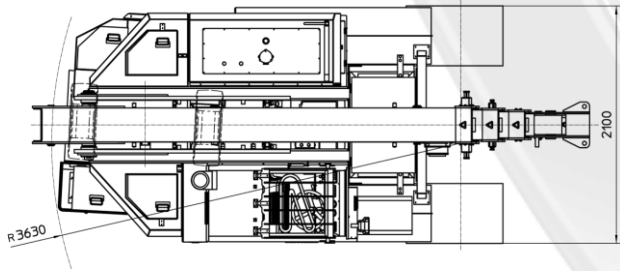
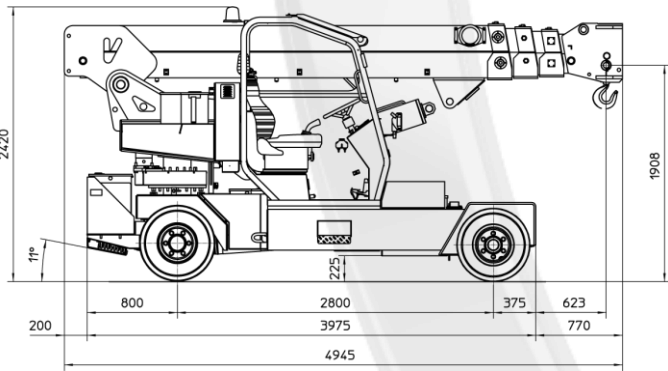
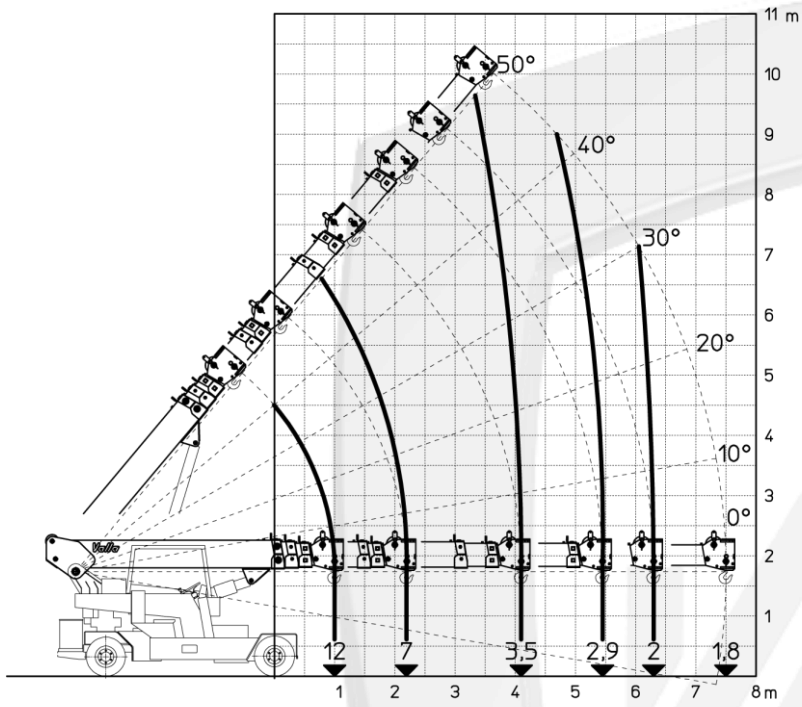


FEATURES

MAX CAPACITY 12.000 kg
 MAX BOOM EXTENSION 7,5 m
 MAX BOOM ANGLE 50°
 MIN BOOM ANGLE - 10°
 WEIGHT 14.000 kg
 CONFORMITY 2006/42 CE; 2014/30 CE;
 2014/35 CE; 2000/14 CE; EN 13000

CHASSIS	6 wheels structure made in high quality steel, with internal counterweights
WHEELS	Front: n°4 superelastic wheels 7.00 – R12” Rear: n°2 superelastic wheels 27x10 – R12”
TRACTION	Rear traction with differential axle with reduction gear, powered by electric motor DC – 12 kW
HYDRAULIC SYSTEM	Powered by electric motor DC – 16 kW maximum pressure 220 bar
BRAKES	N°2 brake drums on front axle N°2 brake drums on rear axle
STEERING	Rear steering by hydraulic motor installed on fifth wheel
BOOM	Manufactured in high quality steel, composed by four elements: main boom and three telescopic hydraulic sections
POWER SUPPLY	Electric
BATTERY	72V - 820 Ah
BOOM'S CONTROL	By electro-hydraulic joystick inside the cabin
DRIVE CONTROL	By pedals and steering wheel inside the cabin
SAFETY SYSTEM	Electronic load moment indicator (LMI) with display for load, boom's position and boom's angle control
OPTIONALS	Hydraulic winch, manual Jib, hydraulic Jib, radio remote control, non marking wheels, chain hoist, self levelling hydraulic forks, battery watering system, on board battery charger, carry deck, closed cabin

All specifications are subject to change. Consult Valla for latest specifications



Hydraulic jib that can be turned on the boom side when not used



High extension telescopic boom



Wide range of optional accessories for many applications



VALLA MANITEX S.R.L.
Via Leonardo da Vinci 12
29016 - Cortemaggiore (PC) - ITALY

PHONE: +39 0523 256411
EMAIL: info@valla.com
SITE: www.valla.com