

Features the exclusive
rotating boom

- Capacity on Outriggers ... 2,270 kg
- Pick and Carry Capacity ... up to 2,270 kg
- Height ... 1.67 m w/o Operator Guard
- Height ... 2.29 m with Operator Guard
- Width ... 1.22 m
- Boom Rotation ... 90 Degrees
- Sheave Height ... up to 8.4 m
- Horizontal Reach ... up to 6.7 m
- Tight Turning Radius
- Rear Wheel Steer ... Standard
- Front Wheel Drive ... Standard
- Fully Hydraulic Controls for Smooth Precise Operations
- Dual Fuel or Diesel Available

BRODERSON
Manufacturing Corp.



IC-20-H

CAPACITIES IN KGS. FOR OPERATION ON FIRM LEVEL SURFACE

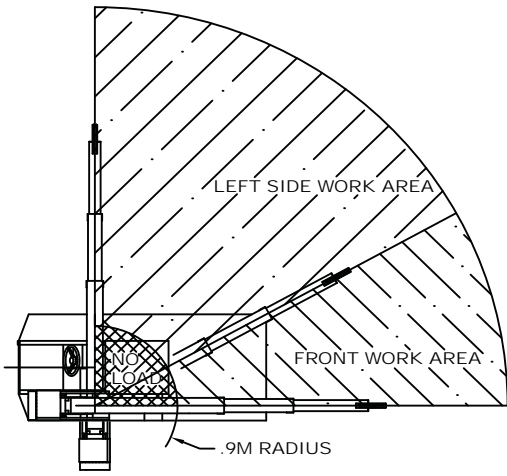
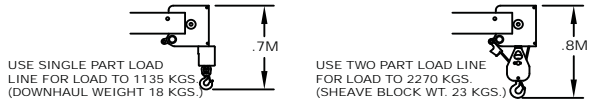
LOAD RADIUS METERS	3-SECTION BOOM				2.1M JIB ON RUBBER OR OUTRIGGERS
	FRONT ON RUBBER	FRONT ON OUTRIGGERS	LEFT SIDE ON RUBBER	LEFT SIDE ON OUTRIGGERS	
1.2	1130	2270	1720	2270	590
1.5	920	1840	1430	1840	510
2.0	670	1370	990	1370	310
2.5	630	1110	650	1110	290
3.0	590	920	460	920	250
3.5	550	770	370	700	230
4.0	520	660	290	530	220
4.5	500	550	230	460	220
5.0					200
5.5					170
6.0					130
6.7					100

CAPACITIES ON OUTRIGGERS ARE 85% OF TIPPING LOADS. CAPACITIES ON RUBBER ARE 75% OF TIPPING LOADS.

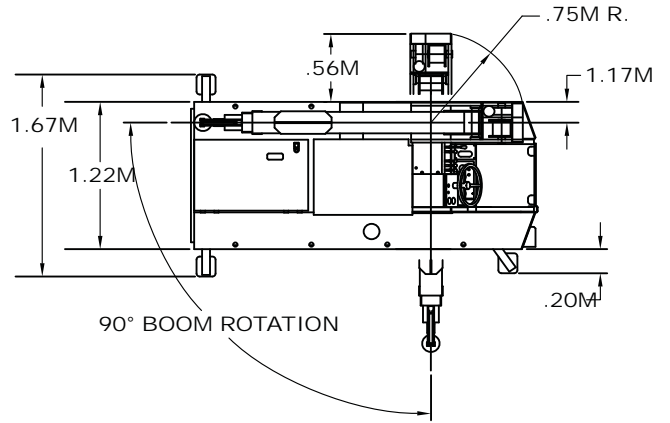
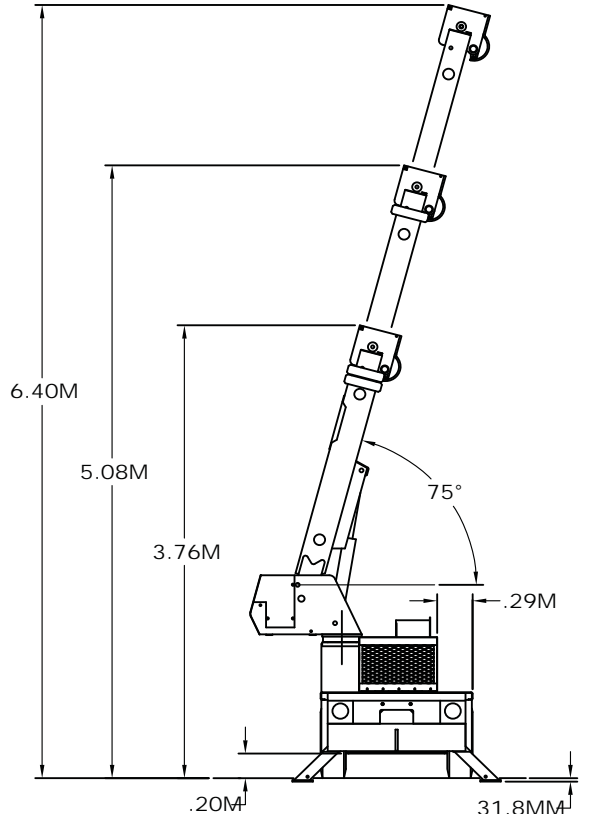
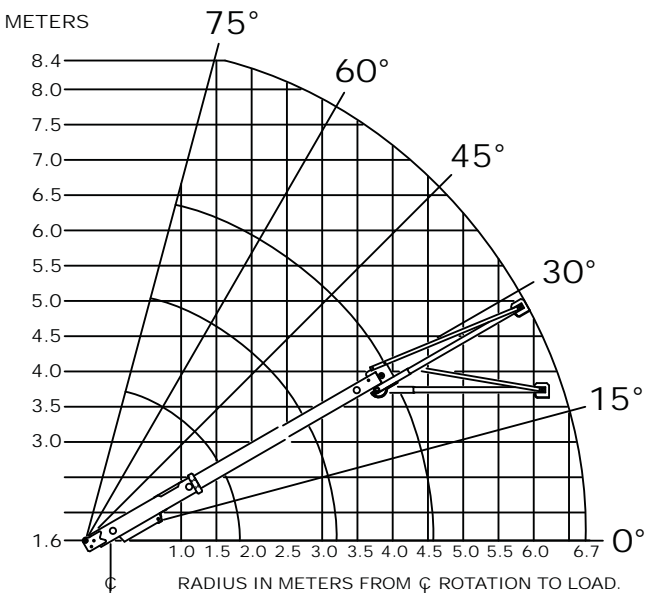
CAPACITIES BELOW BOLD LINE ARE LIMITED BY TIPPING. OTHER CAPACITIES ARE LIMITED BY STRUCTURAL OR HYDRAULIC CAPACITY.

BOOM ANGLE MUST NOT BE LESS THAN 30° EXCEPT WHILE RIGGING IF THE JIB IS IN THE 30° OFFSET POSITION.

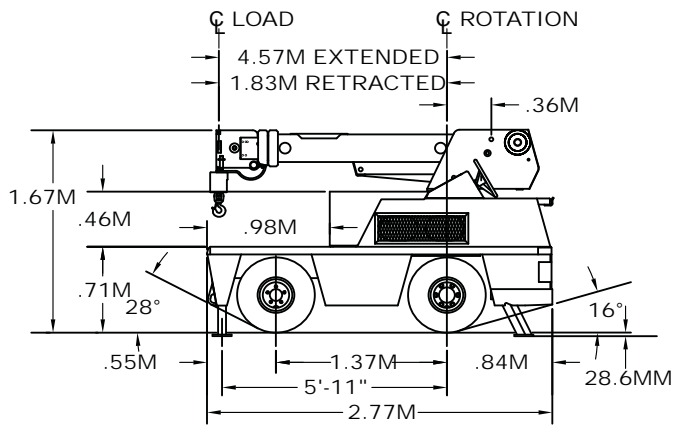
JIB DEDUCT: 68 KGS. IN WORKING POSITION WITH LOAD ON MAIN BOOM. ENSURE ANTI-TWO BLOCK SWITCH ON THE MAIN BOOM IS FUNCTIONING.



WORK AREA DIAGRAM



90° BOOM ROTATION



C LOAD
4.57M EXTENDED
1.83M RETRACTED
C ROTATION

IC-20-H

Specifications

GENERAL:

Weight	2,890 m
Travel Speed	0 to 8.9 km/h
Drawbar Pull	1,360 kg
Boom Movement:	
Rotation	90°
Elevation	0° to 75°
Extension	1.83 m to 4.57 m
Boom Speeds:	
Rotation	10 seconds
Elevation	9 seconds
Extension	25 seconds

ENGINES:

Make	GM	Cummins
Model	2.4 L EFI	A2300
Type	Dual Fuel	Diesel
No. Cyl.	4	4
Displacement	2.4 L	2.3L
HP @ Gov. Speed	48 kW	34 kW
EPA Certification	Tier 2	Tier 4 (interim)
Fuel Tank Capacity	51 L	

HYDROSTATIC PUMP:

Piston type, direct driven from engine crankshaft. Maximum flow 114 l/m. Maximum pressure 207 bar.

AXLES:

Front Axle:

Contains planetary geared torque hubs and high torque hydraulic drive motors. Axle oscillates a total of 3.81 cm.

Rear Axle:

Non-oscillating.

STEERING:

Hydraulic steering unit controls cylinder attached to rear axle.

BRAKES:

Primary braking from hydrostatic transmission. Foot-actuated disc brakes for additional braking. Spring applied hydraulic released park brake, actuated from a toggle switch on operator's control panel. All braking is on front wheels.

TIRES:

Front - 7.5 x 10 pneumatic, 16-ply

Rear - 7.5 x 10 pneumatic, 16-ply

CHASSIS:

CARGO DECK:

1.8 m² of deck area. 2,270 kg capacity.

OUTRIGGERS:

Three hydraulic outriggers of box-beam construction. Independent controls for each. Hydraulic cylinders are equipped with direct-connected holding valves.

Lifting Sling Brackets

Includes two lift rings in front deck and lug on turntable for attaching lifting sling cables. Cables not included.

Pulling Eye

Mounted on front bumper.

OPERATOR COMPARTMENT:

Provides one-position access to all chassis & crane functions. Includes fire extinguisher & bubble level.

ELECTRICAL:

12 Volt System

Lighting Package:

One pair headlights and taillight.

Instrument Package:

Lighted fuel, ammeter, oil pressure, and water temperature gauges, hydraulic oil temperature gauge and hourmeter.

Back-Up Alarm:

Provides pulsating sound from 97dB alarm when transmission is in reverse.

Outrigger Alarm System:

Two-tone alarm is activated when "outrigger down" or "outrigger out" controls are operated.

HYDRAULIC SYSTEM:

Tandem pump mounted to rear of hydrostatic piston pump. Delivers 23 l/m at 172 bar for boom circuits and 61 l/m at 172 bar for hoist circuit. System protected by relief valves. Hydraulic oil reservoir has 36 L capacity.

BOOM ASSEMBLY:

Three-section boom assembly equipped with bearing pads, double-acting hydraulic cylinders extends boom. The primary extension cylinder and the double-acting boom elevation cylinder are equipped with direct connected holding valves. Boom angle indicator on left side of boom.

Boom Rotation:

Two double-acting hydraulic cylinders connected to turntable torque tube provides 90° rotation. Heavy-duty ball bearing supports boom.

Anti-Two-Block Device:

Prevents damage to hoist rope and/or crane components from pulling load hook against tip.

Sheave Block, Two-Part:

Single sheave block for 2-part line requirements.

